



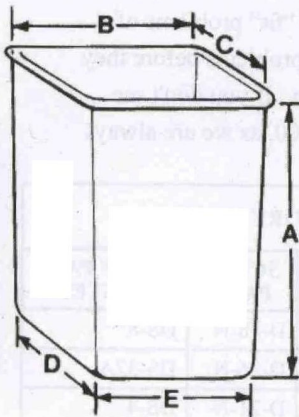
Designed for use on aerial lift bucket trucks made by:

**MBI** Monzon Brothers, Inc

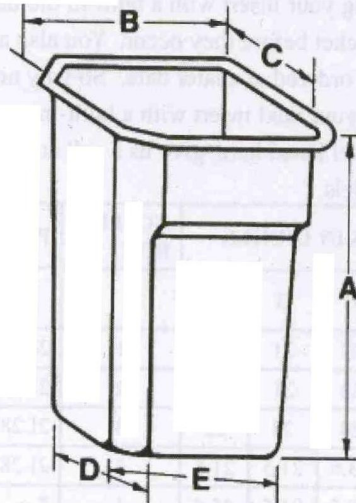
**PLASTIC TECHNIQUES, INC.**

**MBI Crane & Hoist**  
Material Handling Products and Services

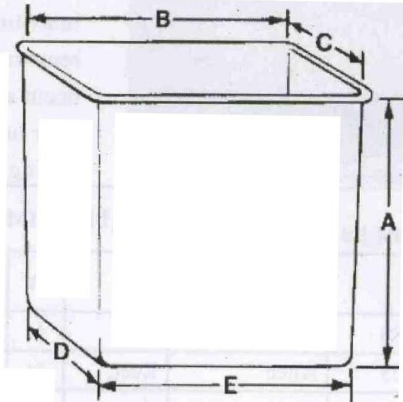
## ALTEC



A is measured from the bottom of the rim to the base of the insert.  
B & C measurements are taken one inch down from beneath the lip, on the outside of the insert.



D & E measurements are taken three inches up from the bottom, on the outside of the insert. This eliminates distortion due to the radius of the corners.



**NOTE:** All dimensions shown in chart below refer to the OUTSIDE of the insert, or INSIDE of the bucket. All measurements are rounded to the nearest half-inch.

### ELECTRICAL INSULATING BUCKET INSERT SPECIFICATIONS

PTI MODEL#	SHAPE	DIMENSIONS IN INCHES					NO. PER BOX	PTI ACCESSORY ITEMS		
		A	B	C	D	E		LIDS	SCUFF PADS	SCUFF PADS W/ STEP
A-28	Rect.	41	28	22	21	27	2	28L32/5A30	D-28	DS-8/DS-8A
A-28S	Rect.	41	28	22	21	27	2	28L32/5A30	D-28-N	DS-8
A-30	Rect.	41	29	23	21	27	2	28L32	D-26	DS-32/DS-32A
A-30S	Rect.	41	29	23	21	27	2	28L32	D-26-N	DS-32A
A-39	Square	39	24	24	22	22	4	2L28	D-21	DS-6
A-39S	Square	39	24	24	22	22	3	2L28	D-21-N	DS-4
A-47	Square	42	23.5	23.5	21.5	21.5	4	2L28	D-21	DS-3
A-47S	Square	42	23.5	23.5	21.5	21.5	3	2L28	D-21-N	DS-3
A-48	Rect.	41	46.5	22.5	21.5	45.5	1	5A48	D-46	DS-11/DS-11A
A-48S	Rect.	41	46.5	22.5	21.5	45.5	1	5A48	D-46-N	DS-11
A-49	6-Sided	42	24.5	24	21	21	3	2W46N	D-23	DS-25
AL-41	Square	42	24	24	21	21	4	2L28	D-20	DS-1
AL-41S	Square	42	24	24	21	21	4	2L28	D-20-N	DS-1
AT-30	Rect.	39	23.5	29.5	21	27	5	30L34	D-26	DS-8/DS-8A
AT-30S	Rect.	39	23.5	29.5	21	27	5	30L34	D-26-N	DS-8
AT-31	Rect.	40	29.5	23.5	27	21	4	30L34	D-26	DS-8

S = Insert with Molded Step

FORM #1000-C ALTEC Rev.H 9/09  
Copyright 2009